



My Recipe for Shape Pizza





My Recipe for Shape Pizza




I used 6 circles. 

I used 3 squares. 

I used 4 triangles. 

I used 3 rectangles. 

I used 5 ovals. 

Instructions



Supplies to gather: 5 different colored papers, 5 crayons to match colored paper, glue, scissors, paper plate, a brown marker, and print our "My Recipe for Shape Pizza"



Color the outer rim on the paper plate with the brown marker. Cut out squares, circles, ovals, rectangles, and triangles from the colored paper. *Example: Cut all circles from the red paper (signifying pepperoni).*




On the printed out "My Recipe for Shape Pizza" fill in the shape with the correct crayon color that matches it's paper color. *Example: The circle would be colored in red to match the cut out 'pepperoni'.*



Now, glue the shapes to the paper plate and then count how many of each shape is on the pizza and write them down!

My Recipe for Shape Pizza



I used _____ circles. ○


I used _____ squares. □

I used _____ triangles. △

I used _____ rectangles. ▭

I used _____ ovals. ◌

My Recipe for Shape Pizza



I used _____ circles. ○

I used _____ squares. □

I used _____ triangles. △

I used _____ rectangles. ▭

I used _____ ovals. ◌