



# PUMPKIN PIE COUNTING




**Supplies:** Orange & brown construction paper, white pom-poms (or cotton balls), scissors, a sharpie marker, paper plates, and glue.




Cut a brown circle and a slightly smaller orange circle. Glue the orange circle to the brown circle.



Cut the circle into four pieces and label the pieces with a number.



I suggest crinkling the brown construction paper to make it look similar to pie crust.



You can place all of the slices onto a pan or paper plate and allow the child to scoop a piece of pie to their 'plate' to get ready to count.



Finally, have student place "whipped topping" (cotton ball) on the top of the slice they chose, with the correct number of "whip" scoops.