

# My Five Senses With Popcorn

## What you will need:

- My Five Senses With Popcorn Preschool Mini Book Printable
- Popcorn
- Pencil
- Scissors
- Stapler



## Instructions:

1. Start by printing off the My Five Senses With Popcorn Preschool Mini Book Printable.
2. Have your preschooler help you pop some popcorn so they can observe how popcorn sounds when you make it. Whether you use microwave popcorn or a popcorn maker, your preschooler will love to help out in any way they can.
3. Place a small bowl of the popcorn on the table with your five senses preschool mini book printable and talk about our five senses. Encourage them to smell the popcorn, touch the popcorn, hold the popcorn, taste the popcorn.
4. Invite your preschooler to observe the popcorn while filling in the blanks inside the mini book...“The popcorn sounds \_\_\_\_\_”, etc. You will probably have to help your preschooler read each page of the book as they work through it.
5. When your preschooler is finished filling in the book, have them cut out each page of the book. Gather them together and staple them on one end to make a mini book.


# My Five Senses With Popcorn



The popcorn sounds


-----

Name -----






The popcorn looks

-----



The popcorn smells

-----



The popcorn feels

The popcorn tastes

