

Complete Beekeeping Short Course

Part 9:
**Harvesting
Your Honey**

U of A DIVISION OF AGRICULTURE
RESEARCH & EXTENSION
University of Arkansas System

harvesting honey



harvesting honey



harvesting honey



harvesting honey

- honey was traditionally harvested in the comb
- consumed just as the bees produced it



harvesting honey

- crush & strain method
- harvests both honey and wax



harvesting honey

- honey extracting
 - remove honey from combs
 - harvest some wax (cappings)
 - let bees reuse combs next season



worker bees must consume 1 pound of honey to create just 2 ounces of beeswax



- extracting honey requires additional equipment

harvesting honey

- basic honey extracting equipment
 - extractor
 - uncapping tank
 - uncapping knife
 - uncapping fork
 - strainer
 - settling tank



Many beekeeping clubs have an extractor for local members to use!

harvesting honey

- uncapping tools



harvesting honey

- uncapping tools




harvesting honey

- honey extracting





tangential extractor



radial extractor

harvesting honey

- honey extracting



harvesting honey

- honey extracting



harvesting honey

- straining honey



harvesting honey

- extracting honey introduces lots of air bubbles
- use a settling tank
 - sit for 72+ hours
- bottle off the bottom
- results in clean, pure honey free of impurities




harvesting honey

- your final product sells itself!



cleaning up

- let your bees help you clean sticky equipment



storing your combs

- wax honey combs
 - strong
 - delicate
 - valuable
- store drawn combs in cool, dry place
- safe from wax moths

