

## Complete Beekeeping Short Course


### Part 5:

# Seasonal Management of Honey Bee Colonies



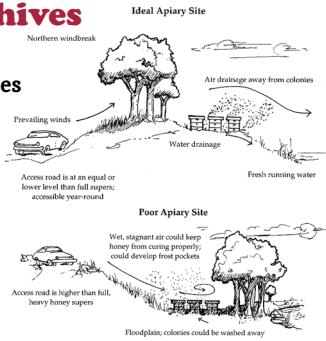
## getting ready for your bees

- read up on honey bees
- assemble hives & equipment
- pre-order spring bees early
- plan your apiary site



## placing your bee hives

- consider your bees
  - dependable nectar sources
  - fresh water source
  - avoid floodplains
  - windbreak
  - face morning sun
  - bright afternoon sun
    - helps to deter hive beetles




## placing your bee hives

- consider yourself
  - convenient location
  - easy access when carrying heavy items
  - permission to place bees on another's property



## placing your bee hives

- consider your neighbors
  - fence or vegetation forces bees to fly higher
  - don't disturb your bees when your neighbors are out
- follow the rules



## placing your bee hives

- register your bee yard locations
  - Arkansas Department of Agriculture
  - State Plant Board
  - Apiary Section
- simple 1-page form
  - it's free
  - it's the law
- consult local regulations
  - municipal codes
  - property owners' association

your contact info

your apiary location(s)

## Instructions for Arkansas Bee Yard Registration

In accordance with Arkansas Apiary Laws and Regulations, and all apiaries (locations of kept bees) must be registered with the Apiary Section of the Arkansas Department of Agriculture. To accomplish this, beekeepers are required to complete and have in the Apiary office an Application for Registration at least 20 days prior to setting up a new bee yard.

At the office, the applications will be reviewed for consideration as per the apiary laws and regulations in a timely fashion. The applicant will be notified if the Registration is complete or if it is being detained due to some conflict.

Apiaries may not be set up prior to the completion of the registration process.

Most of the application is self-explanatory. You may provide the location of the bee yard as the legal description of the land (found on your property deed or property tax receipts) **or** as GPS coordinates. You do not need to provide both.

Where it asks if the location is “permanent, temporary or seasonal” the applicant should mark accordingly. **Permanent** hives remain in one location all year. **Temporary** is for hives that will only be in place for a short time, such as for pollination. **Seasonal** apiaries are used when a beekeeper moves hives between two or more locations in order to make different honey crops.

In the column for “owner of land” write “self” if it’s your land. Otherwise, provide the name of the property owner.

The apiary needs to have a name that you can remember. This is a way to communicate with you about a specific location. Give it any name you wish (*Number 1, Home, Big Field, Smith Pasture, Red Barn, etc.*)

For more information, questions about this process, or help in filling out the application, contact Lexie at the Apiary Section Office at the Arkansas Department of Agriculture at **501-219-6301** or visit [www.agriculture.arkansas.gov/plant-industries/regulatory-section/apiary](http://www.agriculture.arkansas.gov/plant-industries/regulatory-section/apiary).

### Return the completed form by mail, fax, or email:

**Apiary Section**  
**P.O. Box 1069**  
**Little Rock, AR 72203**

**Fax:**  
**501-225-3590**

**Email:**  
**lexie.felton@agriculture.arkansas.gov**  
**zac.wellman@agriculture.arkansas.gov**

# APPLICATION FOR BEEYARD REGISTRATION

**APIARY SECTION**  
 P. O. Box 1069  
 Little Rock, AR 72203  
 Phone: (501) 225-1598  
 Fax: (501) 225-3590

## ARKANSAS STATE PLANT BOARD

(PRINT ONLY PLEASE)

NAME: \_\_\_\_\_ ADDRESS: \_\_\_\_\_ CITY: \_\_\_\_\_ STATE: \_\_\_\_\_ ZIP: \_\_\_\_\_

PHONE NUMBER: [ ] \_\_\_\_\_

EMAIL: \_\_\_\_\_ REGISTERED BEEKEEPER:  NEW BEEKEEPER:

COUNTY	QUARTER SECTION	SECTION NUMBER	TOWNSHIP NUMBER	RANGE NUMBER	NUMBER OF COLONIES	CIRCLE THE TYPE OF YARD	OWNER OF LAND	APIARY NAME OR NUMBER	FOR OFFICE USE ONLY
1.						PERMANENT, TEMP, OR SEASONAL			
	GPS: IN DEGREES DECIMAL	LAT:	LONG:						
2.						PERMANENT, TEMP, OR SEASONAL			
	GPS: IN DEGREES DECIMAL	LAT:	LONG:						
3.						PERMANENT, TEMP, OR SEASONAL			
	GPS: IN DEGREES DECIMAL	LAT:	LONG:						
4.						PERMANENT, TEMP, OR SEASONAL			
	GPS: IN DEGREES DECIMAL	LAT:	LONG:						
5.						PERMANENT, TEMP, OR SEASONAL			
	GPS: IN DEGREES DECIMAL	LAT:	LONG:						

**OFFICE USE ONLY BELOW:**