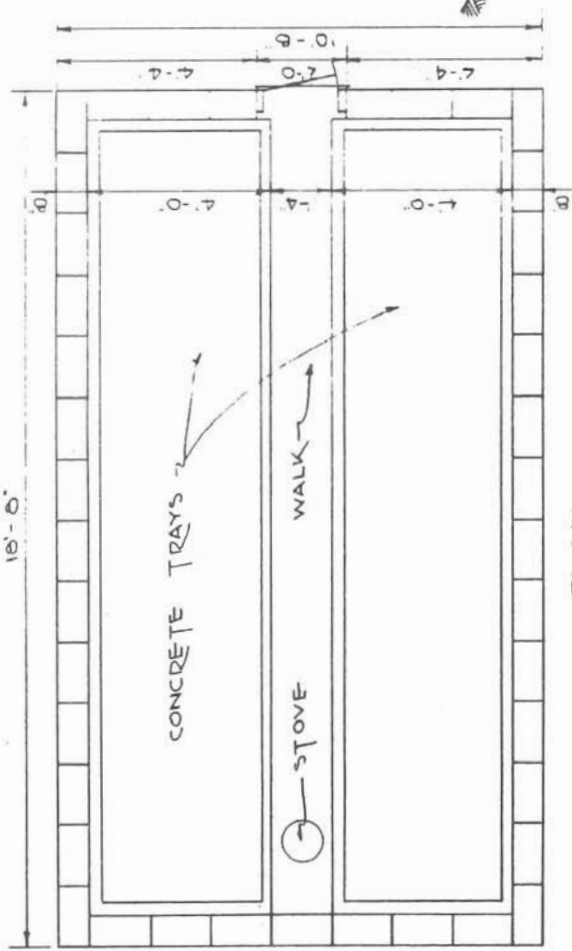
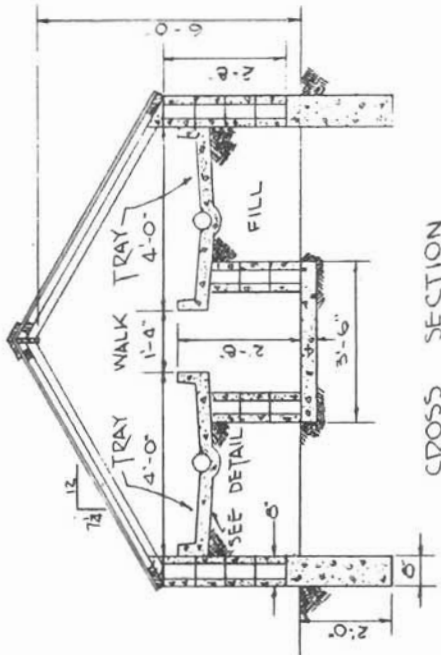
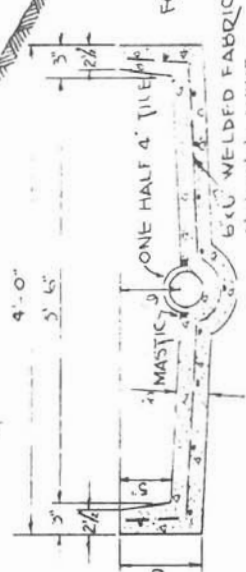


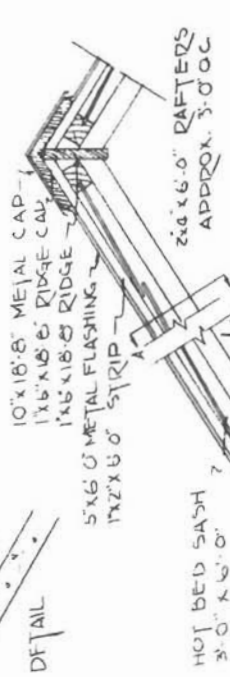
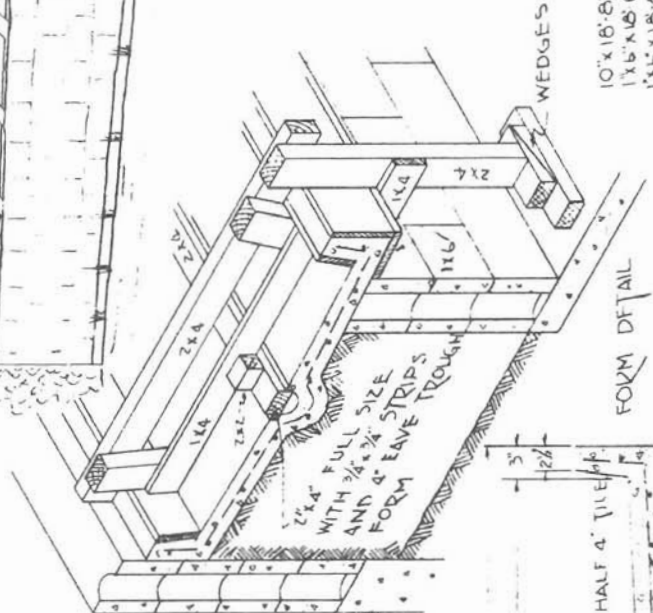
SASH GREEN HOUSE
 EXTENSION SERVICE
 UNIVERSITY OF ARKANSAS
 COLLEGE OF AGRICULTURE
 AND
 U.S. DEPT. OF AGRICULTURE COOPERATING
 DESIGNED BY PCA DRAWN BY HJH
 SHEET 1 of 1 PLAN NO 61012C




PLAN



FOUNDATION - (1:2 1/4:4 MIX) - 19 SACKS CEMENT - 2 CU. YD SAND - 3 CU. YD GRAVEL
 FLOOR - (1:2 1/4:3 MIX) - 6 SACKS CEMENT - 1/2 CU. YD SAND - 3/4 CU. YD GRAVEL
 CONCRETE TRAYS - (1:2 1/4:2 1/2 MIX) - 13 SACKS CEMENT - 1 CU. YD SAND - 1/4 CU. YD GRAVEL
 WALLS - 260 BLOCK 8"x8"x16" (LIGHT WEIGHT)
 70 LB. 6"x6" WELDED FABRIC NO. 6 NUB WIRE.



HOT BED SASH
 3'-0" x 6'-0"



EAVE & WIRE DETAIL

OBTAIN WORKING DRAWINGS FROM
 COUNTY EXTENSION OFFICE

Disclaimer

This site makes available conceptual plans that can be helpful in developing building layouts and selecting equipment for various agricultural applications. These plans may be outdated and do not necessarily represent the most current technology, construction codes, or agricultural practices. They are not construction plans and do not replace the need for competent design assistance in developing safe, legal and well-functioning agricultural building system. The University of Arkansas Cooperative Extension Service, the United States Department of Agriculture and none of the cooperating land-grant universities warranty these plans.