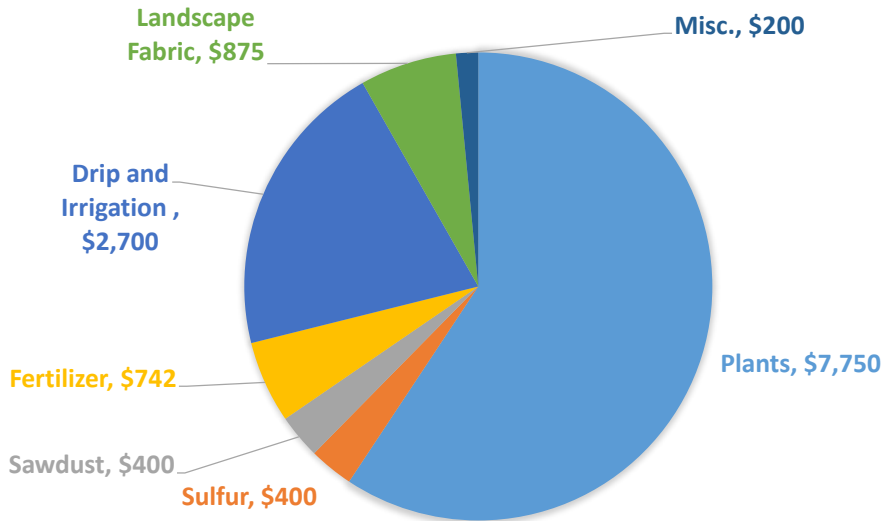
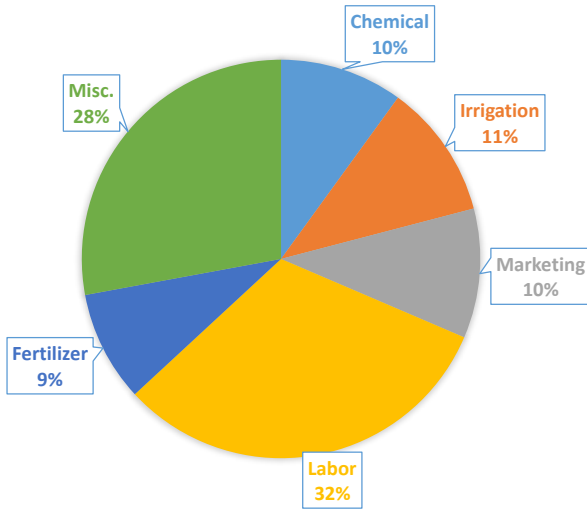


# Establishment Cost ~\$13,000 per Acre

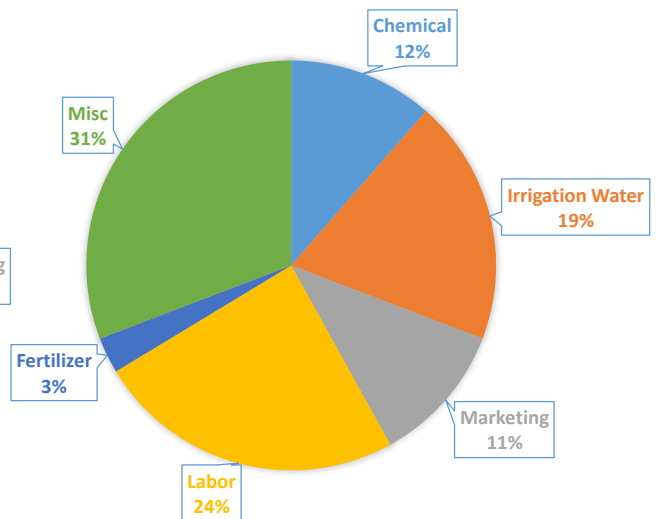


# Yearly Operational Costs

1 ACRE= \$10,000/YEAR



3 ACRE= \$16,500/YEAR



# Possible Capital Expenses

- Garden Tractor with front end loader and mower
- Shed for equipment etc.
- Driveway
- Sprayer
- Zero Turn Mower
- Mulch Wagon
- Deep Well
- Sulfuric Acid Pump
- Plastic Mulch Layer

# Yield

Year	Total Gallons	# of Plants	Gallons/Plant
2014	517	1800	0.29
2015	1752	1800	0.97
2016	1300	1800	0.72
2017	1785	3600	0.50
2018	1992	3600	0.55
2019	2814	5600	0.50
	Average Gallons per Plant		0.59

# Thank You!



Ryan Neal