

2024 Arkansas 4-H

Central Qualifying Horse Show

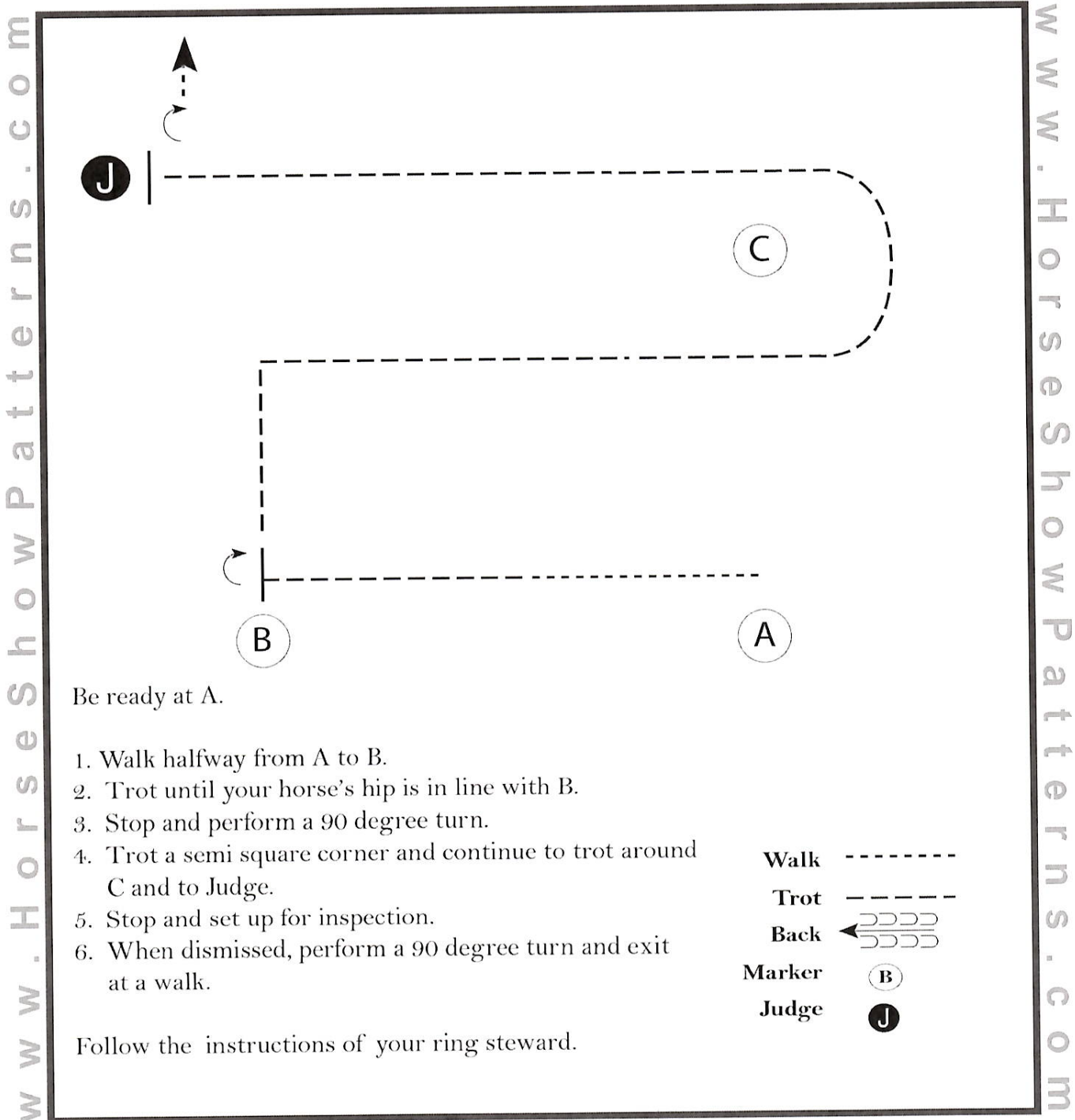
Pattern Book



2024 Central 4-H State Qualifying Show

Showmanship (Junior and Senior)

Show Date: 06/07/2024



Be ready at A.

1. Walk halfway from A to B.
2. Trot until your horse's hip is in line with B.
3. Stop and perform a 90 degree turn.
4. Trot a semi square corner and continue to trot around C and to Judge.
5. Stop and set up for inspection.
6. When dismissed, perform a 90 degree turn and exit at a walk.

Walk -----
Trot - - - - -
Back ←=====
Marker (B)
Judge (J)

Follow the instructions of your ring steward.

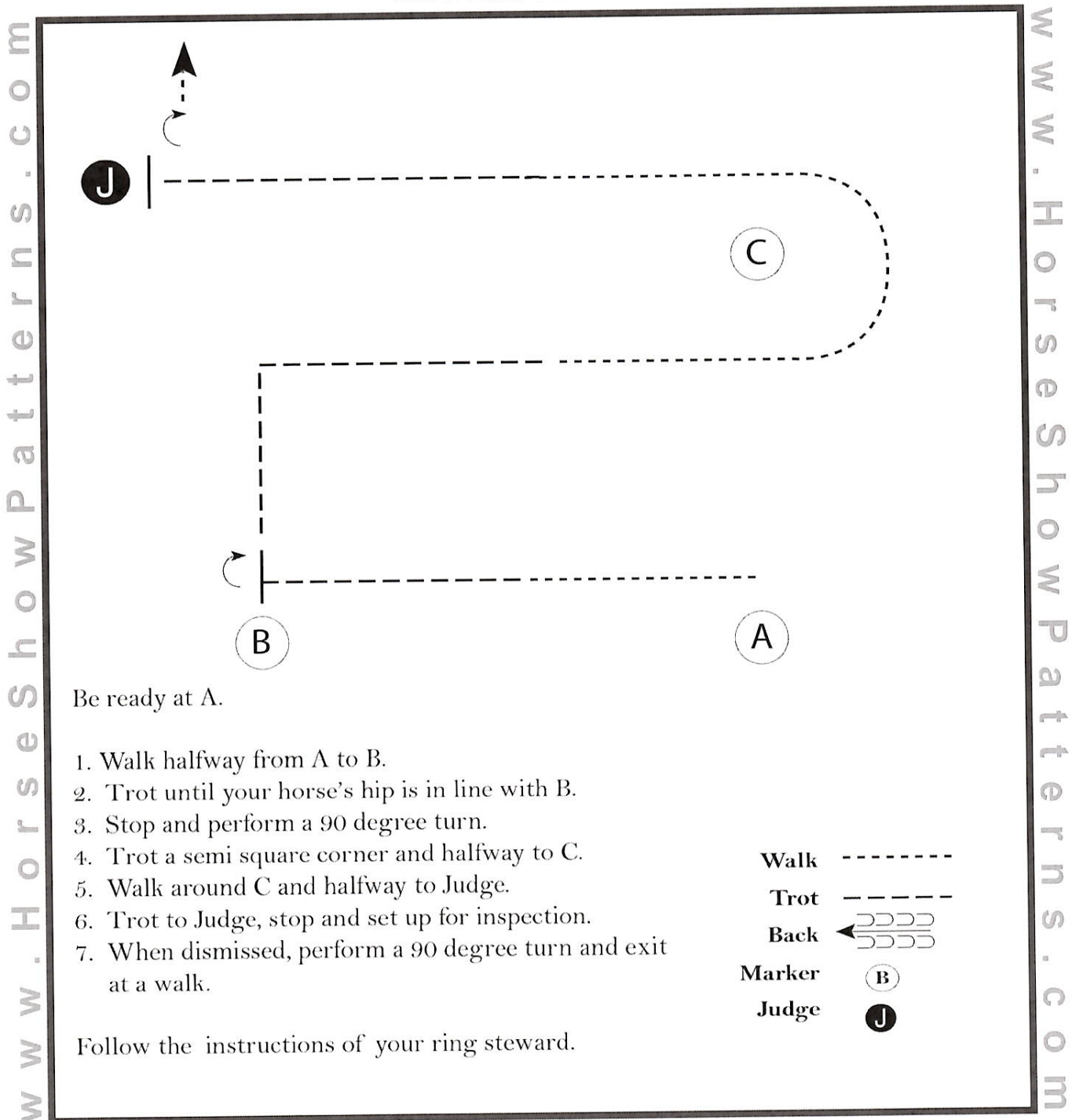
[S/1-87]

Pattern Provided by:

2024 Central 4-H State Qualifying Show

Showmanship (Pony and Mini)

Show Date: 06/07/2024



Be ready at A.

1. Walk halfway from A to B.
2. Trot until your horse's hip is in line with B.
3. Stop and perform a 90 degree turn.
4. Trot a semi square corner and halfway to C.
5. Walk around C and halfway to Judge.
6. Trot to Judge, stop and set up for inspection.
7. When dismissed, perform a 90 degree turn and exit at a walk.

- Walk -----
- Trot - - - - -
- Back ← ⊃ ⊃ ⊃ ⊃
- Marker ○ B
- Judge ● J

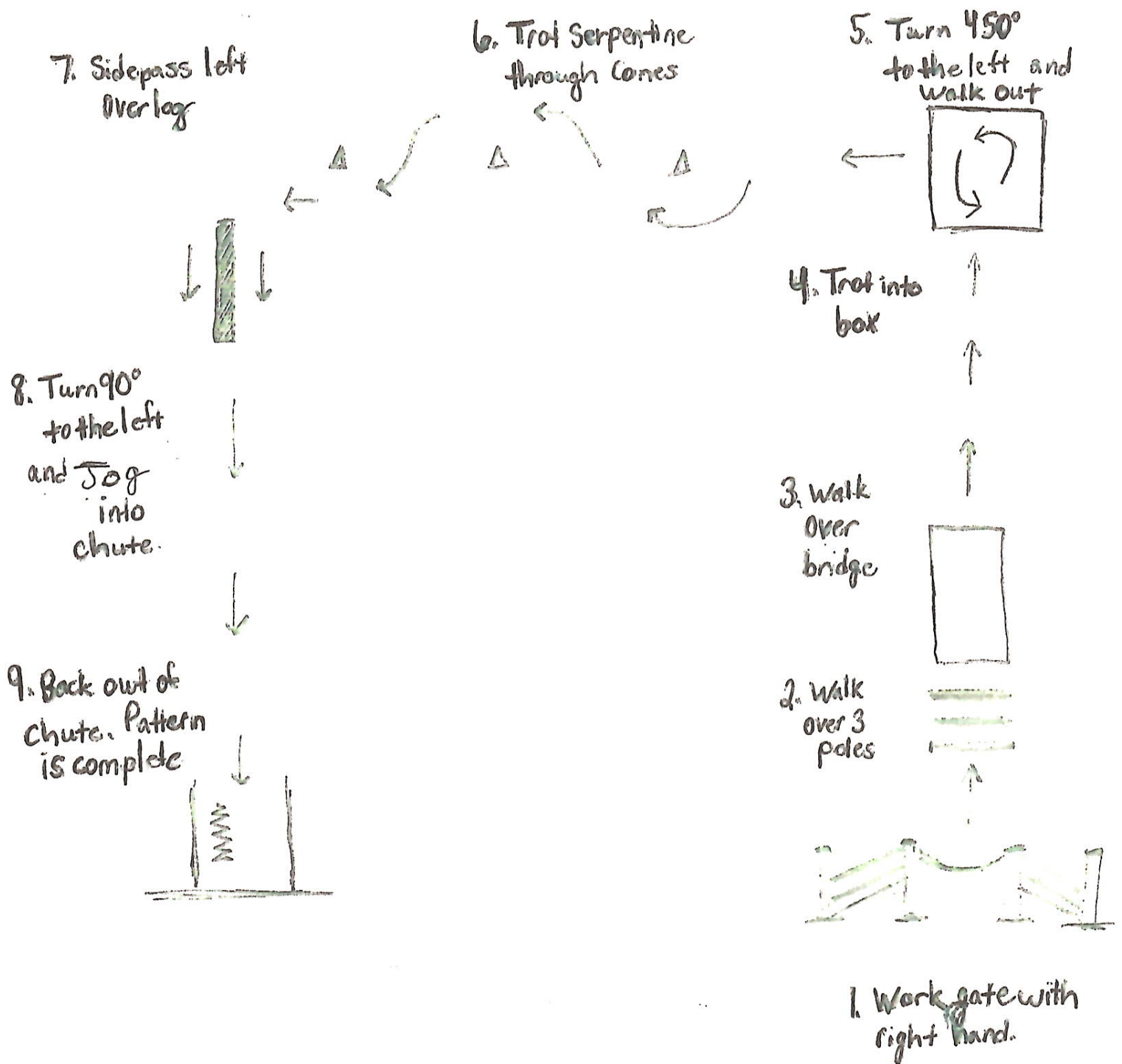
Follow the instructions of your ring steward.

[S/WT-87]

Pattern Provided by:

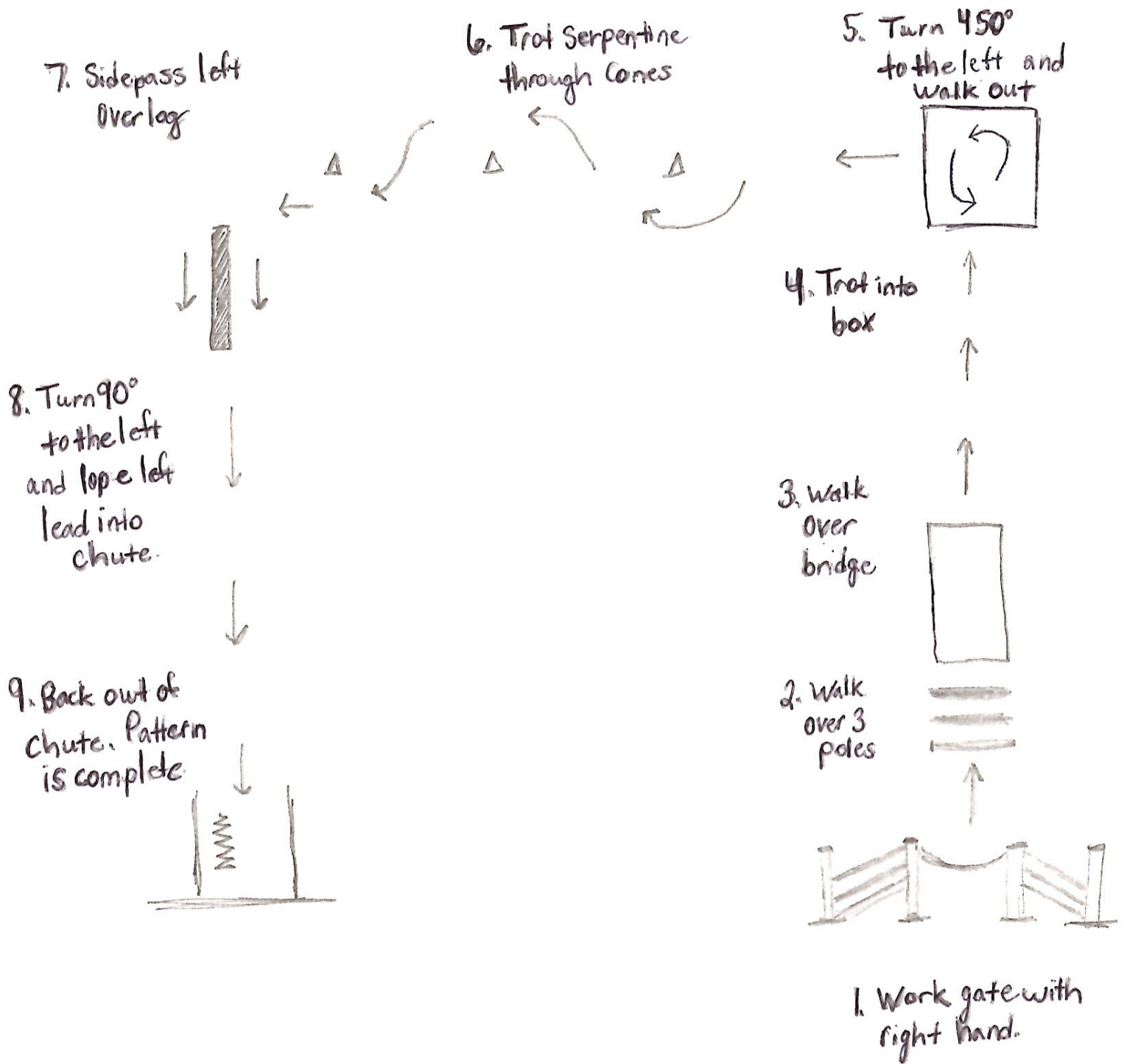
2024 4-H State Qualifying Horse Shows

Pony & Mini Trail - Junior and Senior



2024 4-H State Qualifying Horse Shows

Trail - Junior and Senior



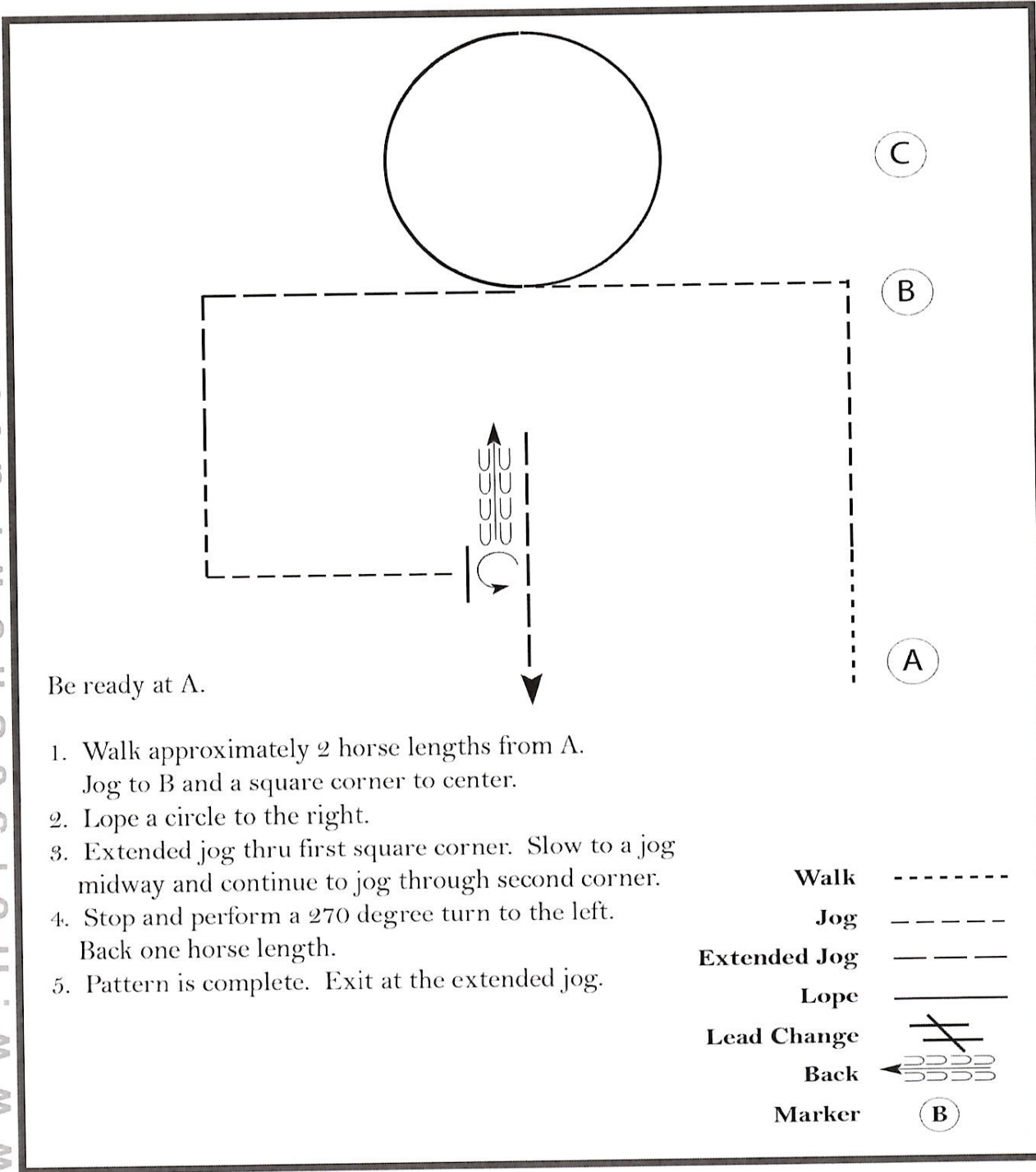
2024 Central 4-H State Qualifying Show

Western Horsemanship (Junior and Senior)

Show Date: 06/07/2024

www.HorseShowPatterns.com

www.HorseShowPatterns.com



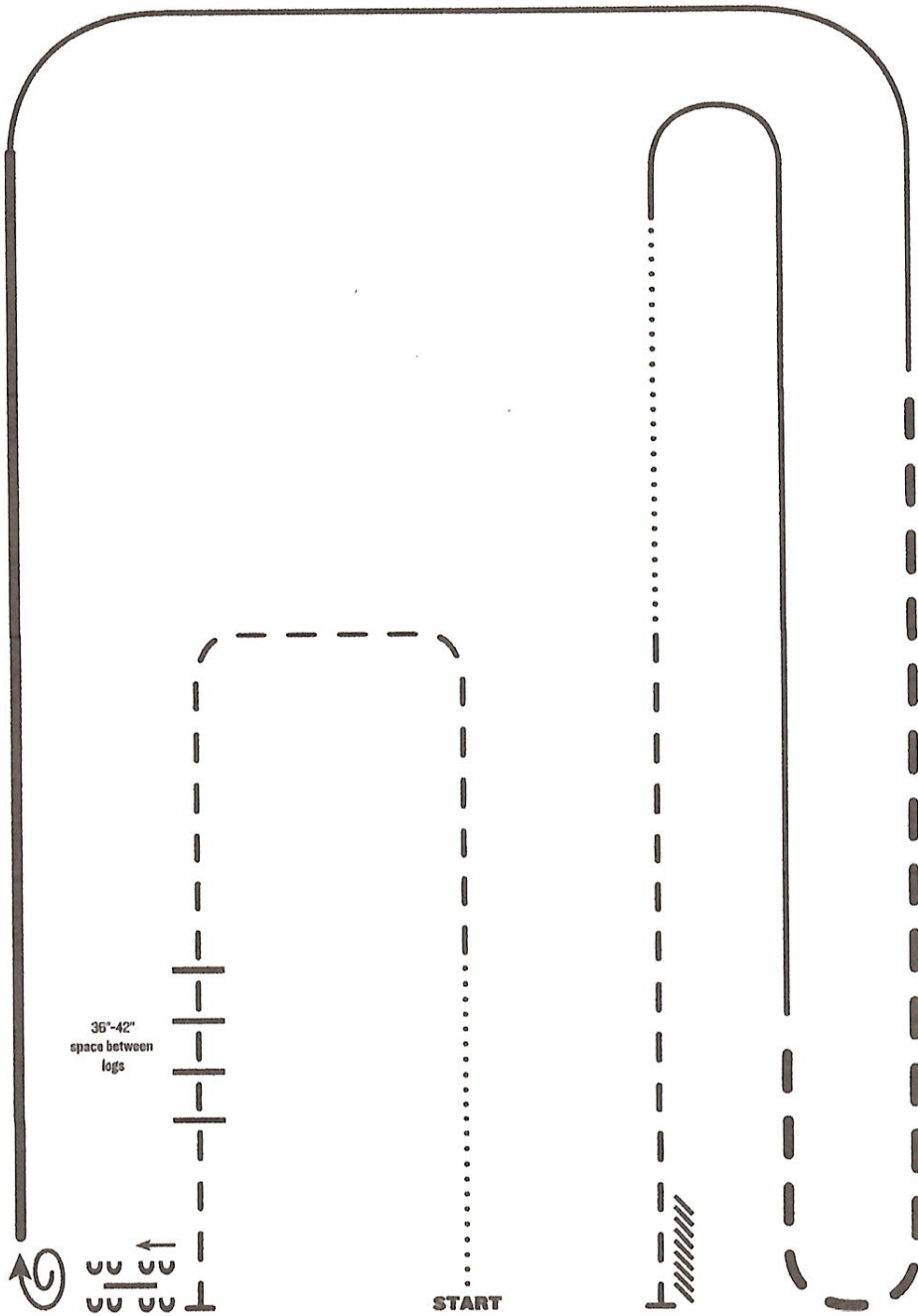
[WH/1-108]

Pattern Provided by:

RANCH RIDING - PATTERN 12

LEGEND

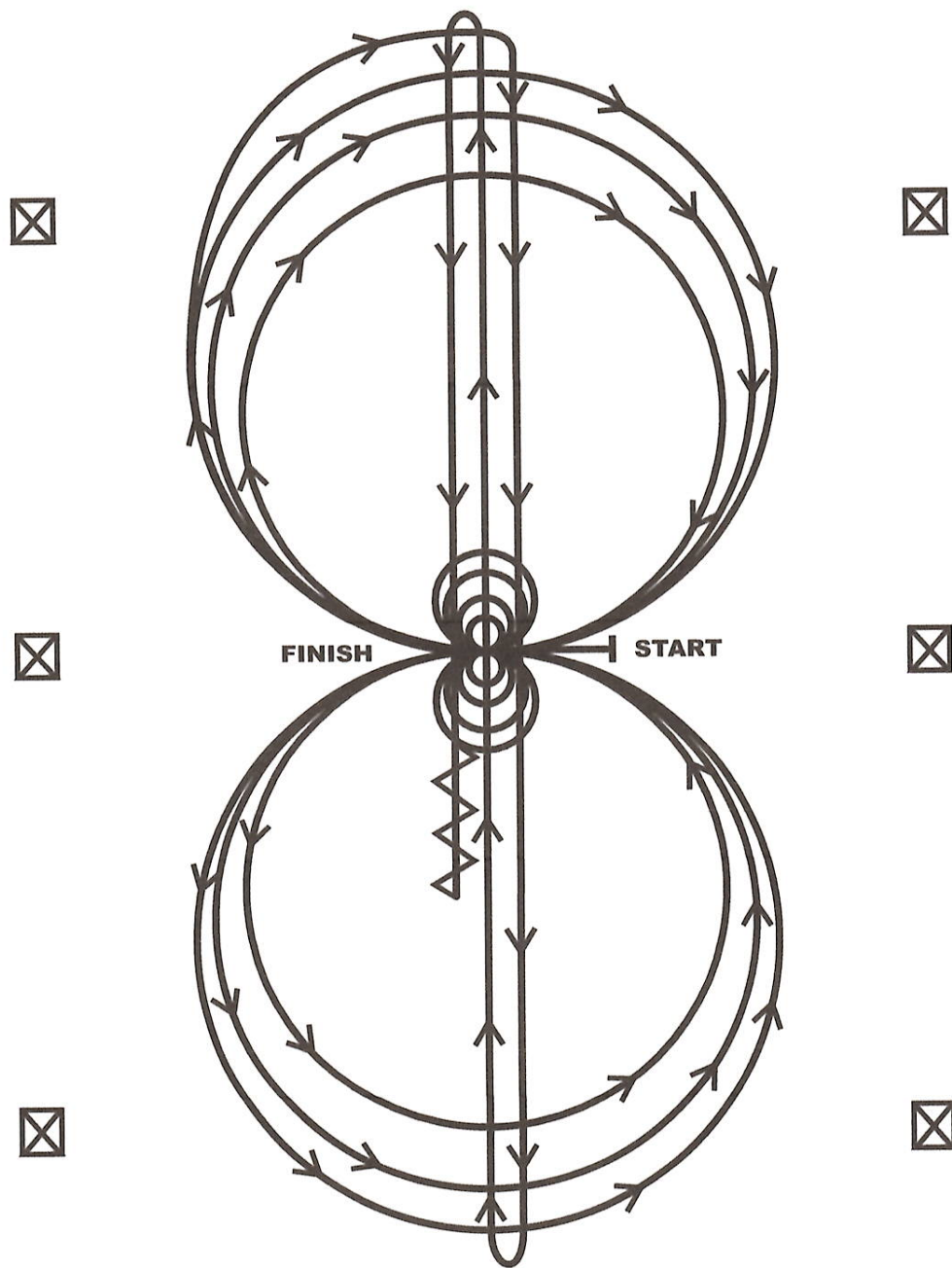
.....	Walk
o o o	Extended Walk
- - -	Trot
- - -	Extended Trot
— — —	Lope
— — —	Extended Lope
//////	Back
∩	Lead Change



1. Walk
2. Trot
3. Trot over logs, stop
4. Side pass right over log
5. 1 1/2 turn right
6. Extended lope right lead
7. Lope right lead
8. Extended trot
9. Lope left lead
10. Walk
11. Trot
12. Stop and back

Blue lines are required for pattern 12. Walk at speed for the entire track. Trot at the speed of the pattern. Extended lope at the speed of the pattern. Lope at the speed of the pattern. Trot at the speed of the pattern. Walk at the speed of the pattern.

REINING PATTERN 2



Horses may walk or jog to the center of arena. Horses must walk or stop prior to starting pattern. Beginning at the center of the arena facing the left wall or fence.

1. Beginning on the right lead, complete three circles to the right: the first circle small and slow; the next two circles large and fast. Change leads at the center of the arena.
2. Complete three circles to the left: the first circle small and slow; the next two circles large and fast. Change leads at the center of the arena.
3. Continue around previous circle to the right. At the top of the circle, run down the middle to the far end of the arena past the end marker and do a right rollback—no hesitation.
4. Run up the middle to the opposite end of the arena past the end marker and do a left rollback—no hesitation.
5. Run past the center marker and do a sliding stop. Back up to the center of the arena or at least ten feet (three meters). Hesitate.
6. Complete four spins to the right. Hesitate.
7. Complete four spins to the left. Hesitate to demonstrate the completion of the pattern.

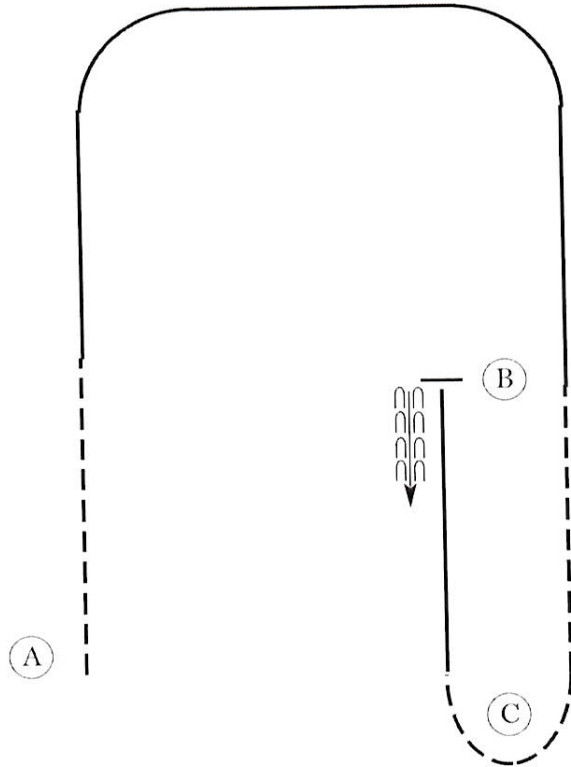
2024 Central 4-H State Qualifying Show

Hunt Seat Equitation (Junior and Senior)

Show Date: 06/07/2024

www.HorseShowPatterns.com

www.HorseShowPatterns.com



Be ready at A.

1. Trot on the left diagonal.
2. Canter on the right lead to B.
3. Sitting trot to and around C.
4. Canter left lead to B.
5. Stop and back.

Walk	-----
Trot	- - - - -
Extended Trot	-----
Canter	-----
Leg Yield	
Lead Change	↘
Back	←←←←←
Marker	Ⓚ
Sidepass	←-----→
Hand Gallop	-----

[HSE/1-107]

Pattern Provided by: