

2023 Arkansas 4-H

SW Qualifying Horse Show

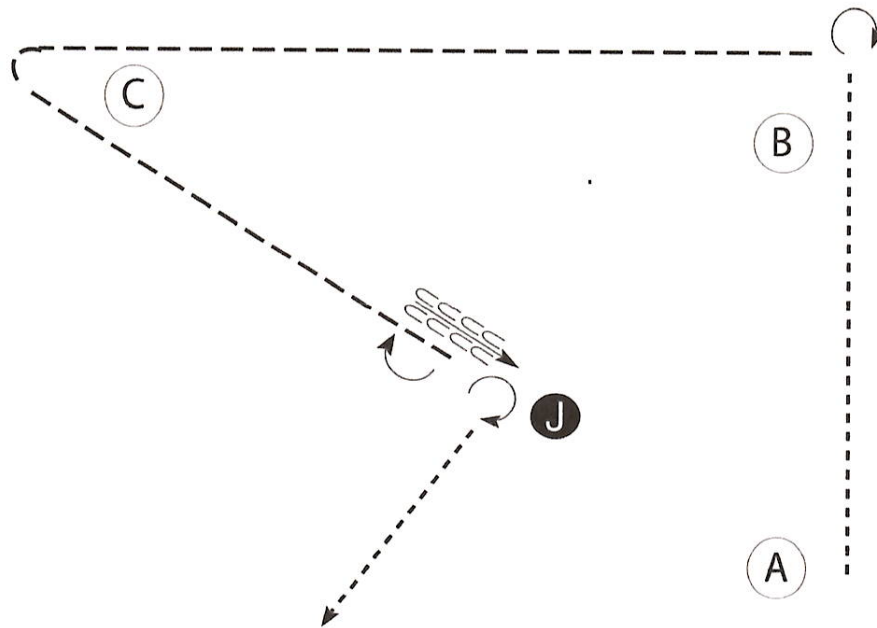
Pattern Book



2023 SW Arkansas State 4-H Qualifying Show

Showmanship (Senior)

Show Date: 06-06-2023



Be ready at A.

1. Walk to and past B.
2. Turn 270 degrees.
3. Trot to and around C.
4. When 2 horse lengths from the judge, stop.
5. Turn 180 degrees.
6. Back to judge and set up for inspection.
7. When dismissed, turn 270 degrees and exit at a walk.

Walk	-----
Trot	- - - - -
Back	←
Marker	ⓑ
Judge	ⓙ

Pattern Provided by:

[S/2-25]

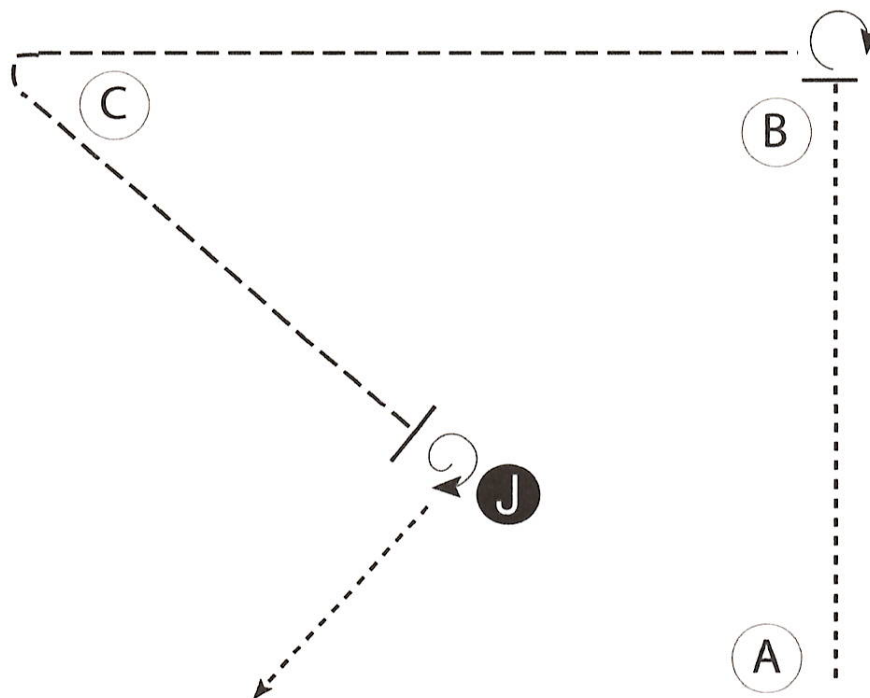
2023 SW Arkansas State 4-H Qualifying Show

Showmanship (Junior)

Show Date: 06-06-2023

www.HorseShowPatterns.com

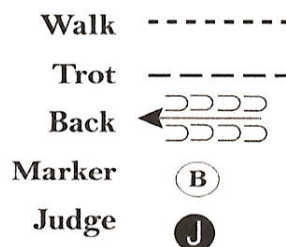
www.HorseShowPatterns.com



Be ready at A.

1. Walk to and past B.
2. Turn 270 degrees.
3. Trot to and around C to judge.
4. Stop at judge and set up for inspection.
5. Turn approximately 450 degrees as shown.
6. Exit at a walk.

Follow the instructions of your ring steward.



[S/1-25]

Pattern Provided by:

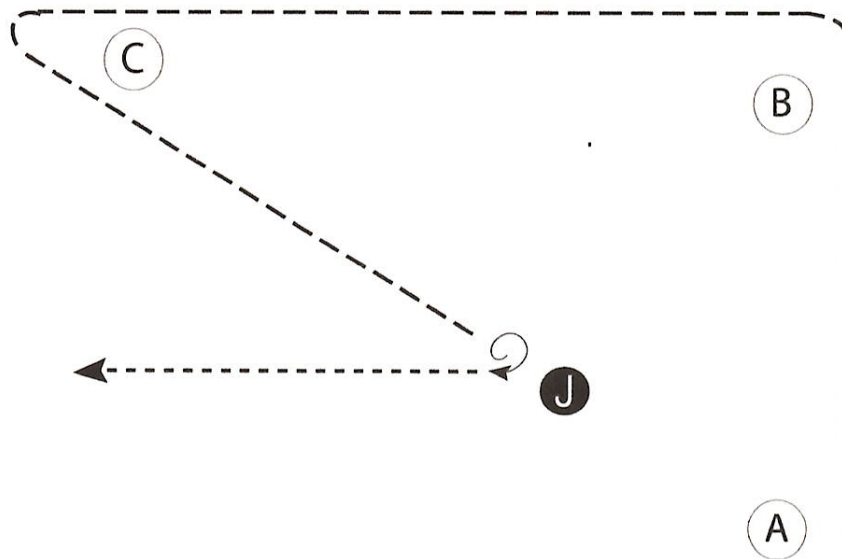
2023 SW Arkansas State 4-H Qualifying Show

Showmanship (Cloverbud)

Show Date: 06-06-2023

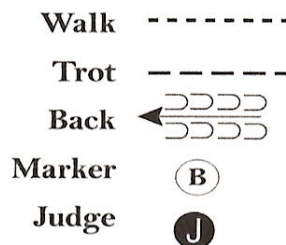
www.HorseShowPatterns.com

www.HorseShowPatterns.com



Be ready at A.

1. Walk to B.
2. At B, trot to and around C and to the judge.
3. Stop and set up for inspection.
4. When dismissed, turn 405 degrees and exit at a walk.



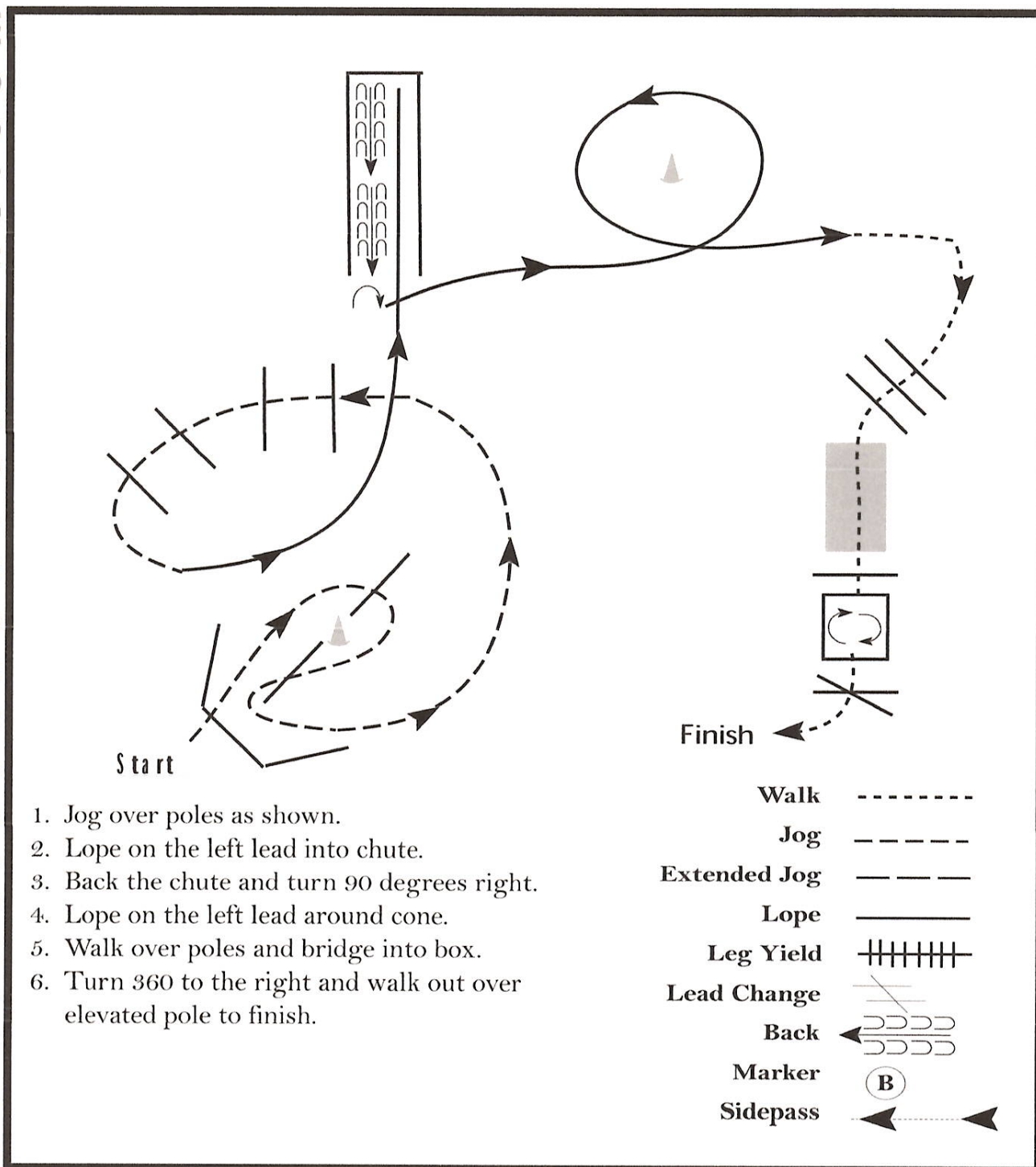
Pattern Provided by:

[S/WT-25]

2023 SW Arkansas State 4-H Qualifying Show

Trail (Junior and Senior)

Show Date: 06-06-2023



1. Jog over poles as shown.
2. Lope on the left lead into chute.
3. Back the chute and turn 90 degrees right.
4. Lope on the left lead around cone.
5. Walk over poles and bridge into box.
6. Turn 360 to the right and walk out over elevated pole to finish.

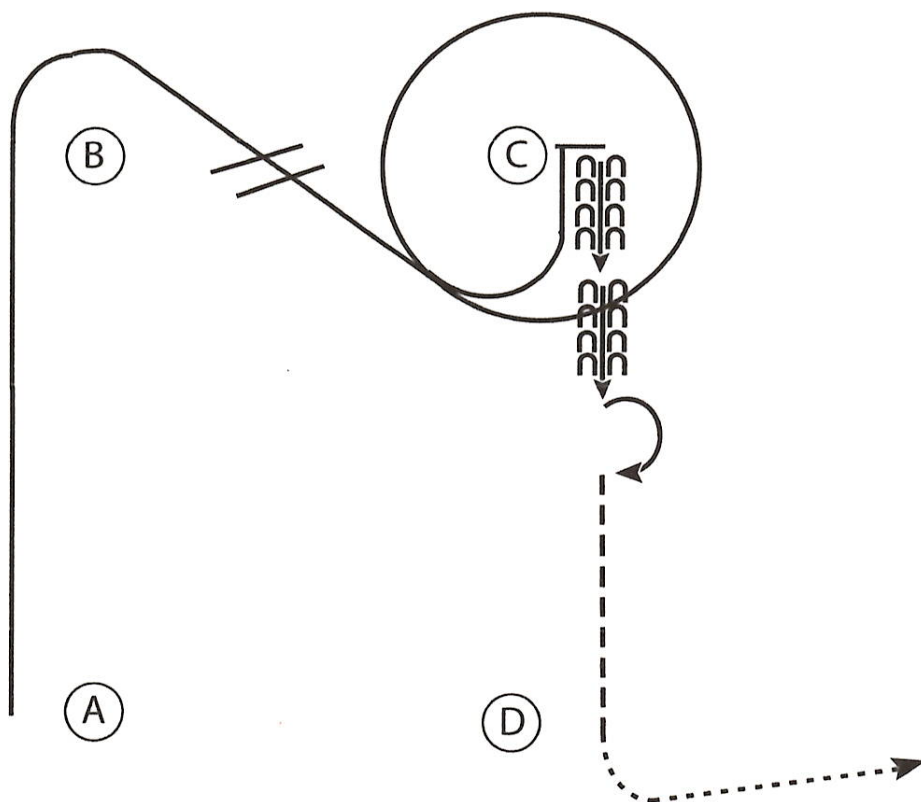
Pattern Provided by:

[T/1-34]

2023 SW Arkansas State 4-H Qualifying Show

Western Horsemanship (Senior)

Show Date: 06-06-2023



1. Start at A. Right lead lope around B.
2. Perform a simple or flying lead change to the left lead lope.
3. Lope a circle around C.
4. Stop when even with C.
5. Back five steps.
6. Perform a 180 degree turn to the right on the hindquarters.
7. Jog to D.
8. At D walk. Walk to the line-up.

Walk
Jog	-----
Extended Jog	-----
Lope	=====
Leg Yield	
Lead Change	⋈
Back	⋈
Marker	(B)
Sidepass	←-----→

[WH/2-52]

Pattern Provided by:

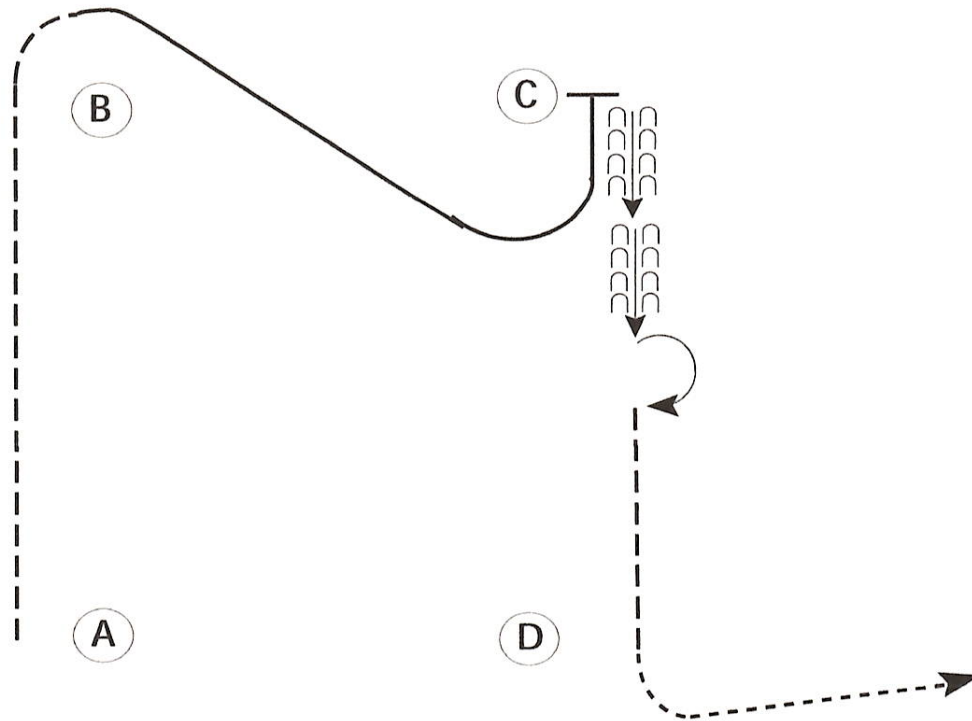
2023 SW Arkansas State 4-H Qualifying Show

Western Horsemanship (Junior)

Show Date: 06-06-2023

www.HorseShowPatterns.com

www.HorseShowPatterns.com



Be ready at A.

1. Jog to B.
2. At the top of B, pick up the left lead.
3. Lope on the left lead to C.
4. Back approximately one horse length.
5. Turn 180 degrees to the right.
6. Jog to D.
7. Walk at D and turn to the left.

Follow the instructions of your ring steward.

Walk	-----
Jog	-----
Extended Jog	-----
Lope	-----
Leg Yield	
Lead Change	↗ ↘
Back	←←←
Marker	(B)
Sidepass	←←←

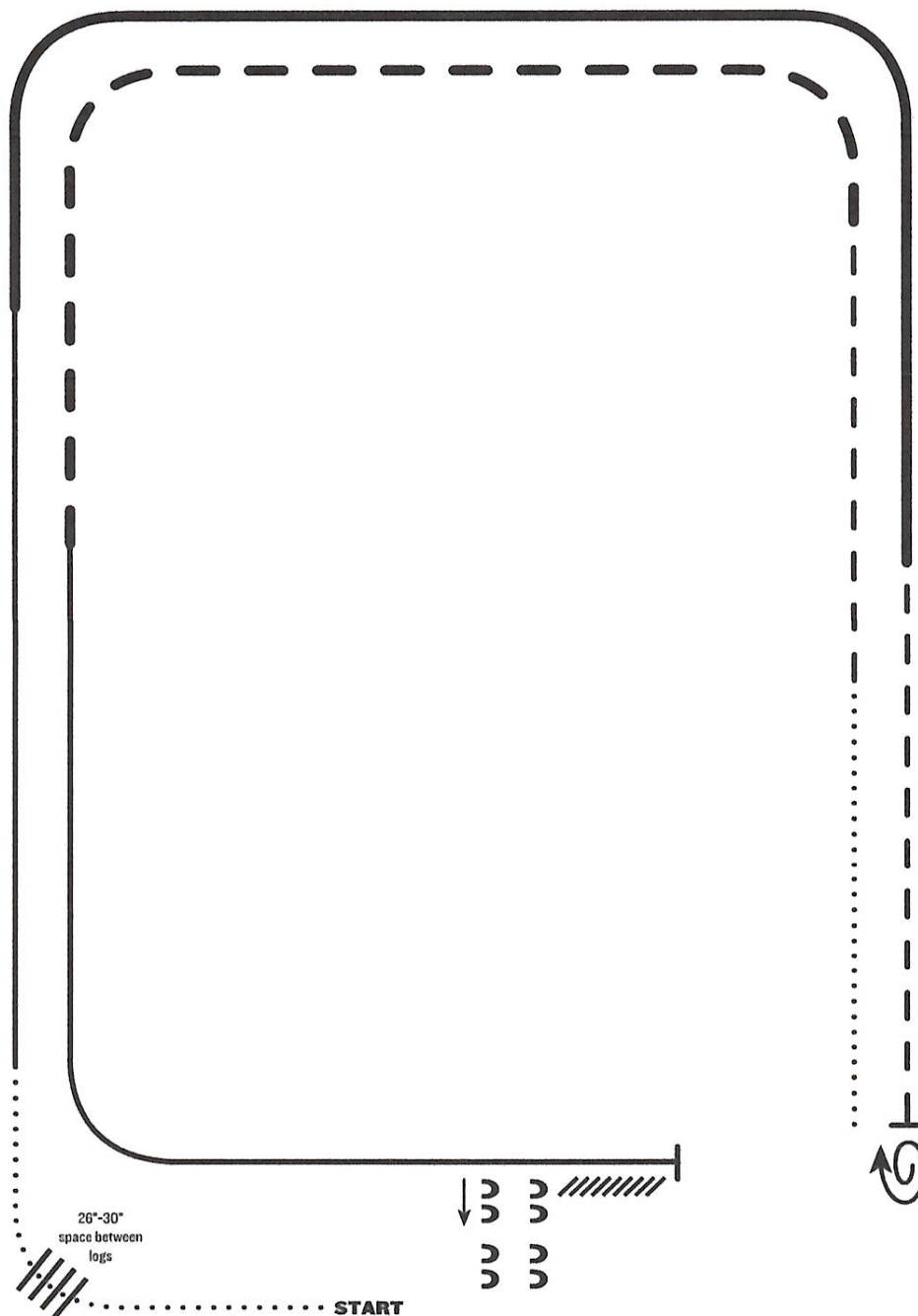
[WH/1-52]

Pattern Provided by:

RANCH RIDING - PATTERN 6

LEGEND

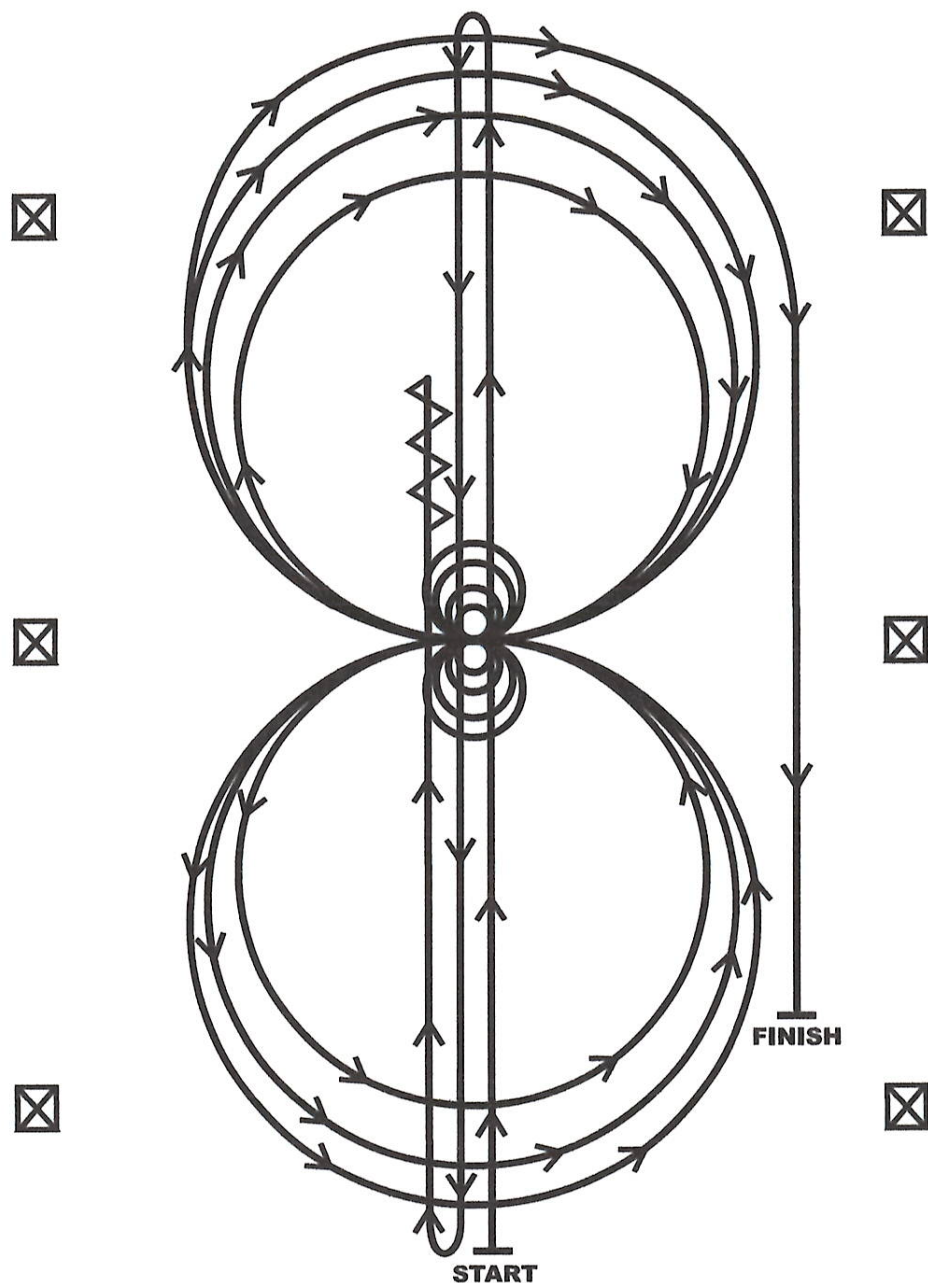
.....	Walk
...	Extended Walk
- - -	Trot
- - -	Extended Trot
—	Lope
—	Extended Lope
////	Back
\\	Lead Change



1. Walk
2. Walk over logs
3. Lope right lead
4. Extended lope right lead
5. Trot
6. Stop, 1 1/2 turn right
7. Walk
8. Trot
9. Extended trot
10. Lope left lead
11. Stop and back
12. Side pass right

Note: The drawn description of this pattern is only intended for the general depiction of the pattern. Exhibitors should utilize the arena space to best exhibit their horses.

REINING PATTERN 7



1. Run at speed to the far end of the arena past the end marker and do a left rollback—no hesitation.
2. Run to the opposite end of the arena past the end marker and do a right rollback—no hesitation.
3. Run past the center marker and do a sliding stop. Back up to the center of the arena or at least ten feet (three meters). Hesitate.
4. Complete four spins to the right. Hesitate.
5. Complete four and one-quarter spins to the left so that horse is facing left wall or fence. Hesitate.
6. Beginning on the right lead, complete three circles to the right: the first two circles large fast; the third circle small and slow. Change leads at the center of the arena.
7. Complete three circles to the left: the first two circles large fast; the third circle small and slow. Change leads at the center of the arena.
8. Begin a large circle to the right but do not close this circle. Run straight down the right side of the arena past the center marker and do a sliding stop at least twenty feet (six meters) from the wall or fence. Hesitate to demonstrate completion of the pattern.

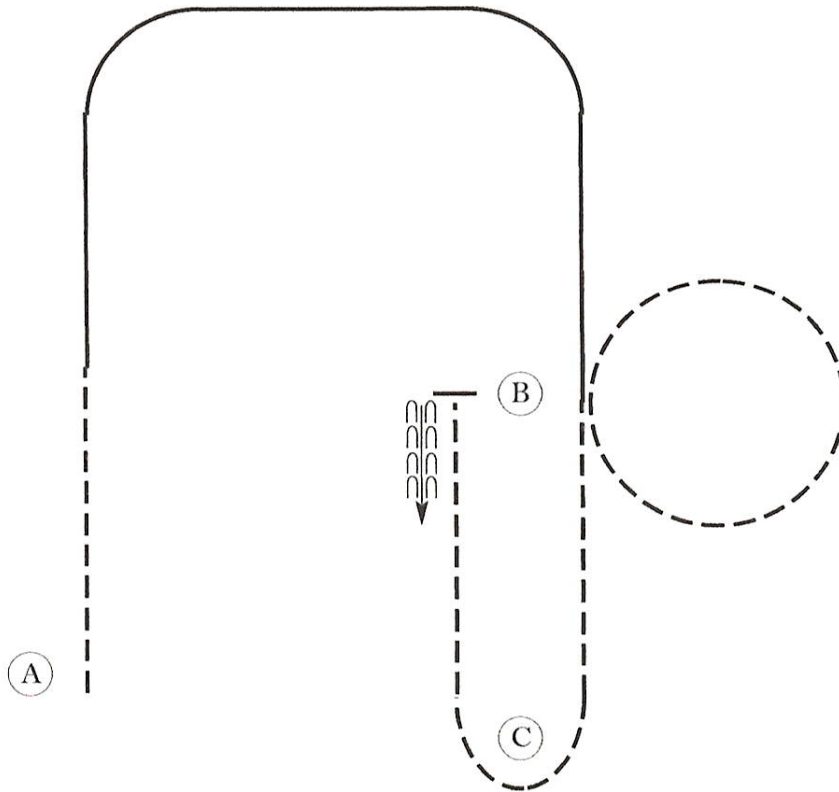
2023 SW Arkansas State 4-H Qualifying Show

Hunt Seat Equitation

Show Date: 06-06-2023

www.HorseShowPatterns.com

www.HorseShowPatterns.com



Be ready at A.

1. Trot on the left diagonal.
2. Canter on the right lead to B.
3. Trot a circle to the left on the correct diagonal.
4. Sitting trot to and around C.
5. Trot on the left diagonal to B.
6. Stop and back.

Walk	-----
Trot	- - - - -
Extended Trot	=====
Canter	=====
Leg Yield	
Lead Change	↗ ↘
Back	← ← ← ← ←
Marker	(B)
Sidepass	← - - - - →
Hand Gallop	=====

[HSE/1-77]

Pattern Provided by: