




Approximately 40 CCMG members met in the Fellowship Room of St. Ann's Catholic Church for the March 8th meeting.

It was voted that the date for dues will be changed to January each year. Other business included the election of Tammy McCance as President-Elect.

Loretta Hoffner reminded the members of the Plant Sale May 9 and 10.

The April 12th meeting will be at the ECHO Clinic in Eureka. The program will be "Plants That Have Changed the World" by White County Master Gardener Ann Woods. There will also be a seed exchange for those interested.

Members of the 2014 CCMG Class present at the March business meeting received their nametags.



The Sunshine Committee was established to encourage and help our members. We want you to know that we care about you and if you or you know of a member that needs help, please let us know. If someone is ill and/or in the hospital call or send me an email so that we can send a note of encouragement and check on them to see how they are doing. Also, if there is something we need to celebrate with you, let us know. We love good news!

Mary Knight (870) 423-5732 - home (870) 423-9288 - cell  
[dickandmary1@windstream.net](mailto:dickandmary1@windstream.net)

## 2014 Master Gardener Events & Other Events of Interest



### April

**5 – Spring...A Time to Till Seminar and Plant Sale**, Central Baptist Church, Stokes Center, 605 East 2<sup>nd</sup> Street, Prescott, AR. Plant Sale 7:30 a.m. to 2 p.m. Seminar 8:30 a.m. to noon. Featured speaker – Janet Carson. Hypertufa container demonstration, leaf casting demo and more. Cost is \$15. Lunch \$8 (must be purchased in advance.) For more information contact Jan Huett at 870-887-5148 or email [jlh.huett@gmail.com](mailto:jlh.huett@gmail.com)

**5 – Franklin County MG Plant Sale**, Ozark, AR

**10 – Planting Your Bloomers Garden Seminar**, First United Methodist Church, Martha Murray Hall, 800 North Falls Blvd, Wynne, AR. 9 a.m. to 3 p.m. \$15 fee (includes lunch) Speakers include Janet Carson, Lucinda Reynolds and Dr. Kim Pittcock. Registration deadline is March 28. For more information contact the Cross County Extension Office at 870-238-5745.

**11 & 12 – Fulton County MG Plant Sale**

**12-CCMG business meeting at ECHO Clinic** – Seed Exchange for those interested

**19 – Saline County MG Plant Sale**, Benton, AR

**22 –Earth Day**, founded by Senator Gaylord Nelson, was first organized in 1970 to promote ecology and respect for life on the planet as well as to encourage awareness of the growing problems of air, water and soil pollution. Some people prefer to observe Earth Day around the time of the March equinox. In 1978, American anthropologist Margaret Mead added her support for the equinox Earth Day, founded by John McConnell. She stated that the selection of the March Equinox for Earth Day made planetary observance of a shared event possible.

<http://www.timeanddate.com/holidays/world/earth-day>

[Footprint Calculator](#) - very interesting to discover how many PLANETS it takes to support YOUR lifestyle!

**25 – Deadline to register for MG Conference**

**25- Last day to cancel MG Conference with a refund**

**25 –Botanical Garden of the Ozarks Plant Sale**, Fayetteville, AR (Members only)

**26 - Botanical Garden of the Ozarks Plant Sale**, Fayetteville, AR Public sale

**26 – Baxter County MG Plant Sale**

**26 – Craighead County MG Plant Sale**

**26 – Garland County MG Plant Sale**

**26 - Montgomery County MG Plant Sale** at the Heritage House Museum at 128 Luzerne St. , Mt Ida, AR. 7:30 a.m. to 1:00 p.m. For more information contact Charlie Graziano at 870-334-3010 or [touchstone@wildblue.net](mailto:touchstone@wildblue.net)

**26 - Central Arkansas Iris Society’s 49<sup>th</sup> Annual Iris Show**, Grace Lutheran Church, 124 Hillcrest Ave. (off Kavanaugh), Little Rock, AR. 1 p.m. to 4 p.m. FREE. For more information contact Barbara Atwood at 501-455-1478 or [www.centralarkansasiris.org](http://www.centralarkansasiris.org)

**29 – County 76 Meeting**, 10 a.m., State Extension Office, Little Rock, AR. .

**May**

**9 CCMG PLANT SALE at Cornerstone Bank 8:00 a.m - 2 p.m.**

**10 CCMG PLANT SALE at Community First Bank 8:00 a.m - 2 p.m.**



**Gardening on the Edge**

State Master Gardener Conference • May 29-31, 2014

Miller County  
Texarkana, Arkansas

U/A DIVISION OF AGRICULTURE  
RESEARCH & EXTENSION  
University of Arkansas System

**28-31**

State MG Conference,

“Gardening on the Edge;” Texarkana, TX. We can take 500 and we have over 400 general registrants and 58 volunteers already registered. It is going to be a fantastic conference so register.

**October**

**21 – 24 Southern Region Master Gardener Conference** in Baton Rouge, LA [www.SouthernRegionMGConf014.com](http://www.SouthernRegionMGConf014.com) early registration is open.



**Through the Garden Gate Work Party**



The Hypertuffas are beautiful and ready to adorn the tables at Beyond the Garden Gate thanks



to the creative hands of, Sandra Kaye, Joy Flake, Shirley Clark, Faye Martin, Karen Wall, Jennifer Hudspeth and Glenda Moore. These awesome creations will be given as door prizes at this educational and fun event. We will have 15 vendors to shop for everything from gardening items to jewelry, purses, scarves and aprons. There is also a seed exchange so get your seeds ready!

## Junior Master Gardener Program – Spring 2014



The JMG program provides an opportunity for young people to become good gardeners and good citizens so they can make a positive contribution to their community, school, and family. The Junior Master Gardener Program is a part of the University of Arkansas Carroll County Agricultural Extension Office's 4-H club.

We will be continuing our program from last fall, with a Level 1 program for grade 4 and Level 2 program for grades 5. Volunteers from the Carroll County Master Gardener group will again be leading these classes.

Meetings will be held on alternating Mondays (except for the first two weeks) after school in the Walker-Floyd Outdoor Science Classroom at the Berryville Intermediate School. A nutritious snack will be served at each class. Parents will need to pick up their children at the outdoor classroom promptly at 5:00 PM.

### **Remaining Schedule:**

*Week 4 **April 14, 2014***

*Topic: Warm Weather Crops*

*Week 5 **Monday April 28, 2014***

*Topic: Herbs*

*Week 6 **Monday May 12, 2014***

*Topic: Harvest*

### Junior Master Gardener Program



The Junior Master Gardeners (JMG) met for our first spring class on Monday, March 10th. After snacks and pledging the flags, work began in the garden beds. Both the 4th and 5th grades prepped a garden bed for their spring crops, where they planted cabbage, broccoli, cauliflower, and onions.

After a brief germination lesson, each student planted a six pack of tomatoes and peppers. These will be housed in the greenhouse for students to take home in May. Thanks to Randy Forst, Karen Reeves, Lee Monger, Mary Knight, Sam and Sue Davis for their help. The next meeting is Monday, March 17th, and we encourage all members to participate. This is a fun way to get work hours.

*Submitted by: Jennifer Hudspeth*



## Junior Master Gardeners March 24<sup>th</sup>

The JMG met for the second spring session on Monday, March 24th. We had a great turnout of both new and seasoned master gardener volunteers! This increased ratio of adults to students made for a fun and organized meeting!

Thanks to Lee & Wayne Monger, Aaron Thompson, Eileen Raines, Karen Johnson, Anita Engert, Faye Martin, Karen Reeves, Mary Knight, Sue & Sam Davis, and Randy Forst. We started with snacks and pledges, and then Sue and Randy gave a tool safety lesson.



The 4th and 5th grades then split into their groups - the 5th grade added top soil to the four raised beds in the greenhouse in an effort to better hold moisture, then planted green beans in these beds using the square foot gardening method. Next was a lesson on seedlings, checking and watering their seedling trays, then outside the greenhouse for bed preparation and potato planting, then cabbage transplanting.





The 4th grade prepared their bed and planted potatoes, then moved to another bed prepared by Wayne & Aaron to plant lettuce and radish seeds. Next was the greenhouse to check and water their seedling trays, then planting green beans in one of the raised beds. Thanks, always, to Sam Davis for his great photos.



**\*\*Note\*\*** Since losing SNAP funding for snacks, the MG generously budgeted funds to pay for this. We just need volunteers to purchase and bring the snack, with receipts turned in to Treasurer Sue Davis. The snack needs to be non-sweet (example-fruit, cheese, peanut butter), and preparation time can be counted as work hours. If you would like to help with this to count as work hours, please let Sam or Jennifer know. Thanks to Mary Knight for providing the snack Monday!  
*Submitted by: Jennifer Hudspeth*

### Green Forest Square



The first cleanup on the Green Forest Square is complete! Several plants are pushing up through the mulch with lovely green sprouts. The Knockout roses and grasses are pruned and ready for the soon-to-be warmer temperatures. Attached is a picture of the completed work.

I want to schedule another general spruce-up workday for Monday, April 21 at 5:00 p.m. The Carroll County Bible Reading Marathon will take place the following weekend and I want this project to be in tip top

shape. There will be many guests on the square for this county-wide event. In the meantime, I will be in touch with the City to determine if they have any special desires for improving this sanctioned project this year.

Thank you CCMG for supporting this great project in Green Forest!

*Submitted by: Nancy Plagge, Project Chair*

A boiled egg is hard to beat.



## Eureka Springs Heritage Garden

On March 26<sup>th</sup> Four Master Gardeners (Lee Monger, Michael Rissler, Ann Mathews and Mariellen Griffith) raked leaves and bagged them. Mariellen's husband had a leaf blower which really cut the time in half.

Below are photos of two heirloom blooming bulbs (Narcissus jonquilla, 1612 and Hyacinth Bismarck 1875).



*Submitted by: Mariellen Griffith*

### Saturday March 15<sup>th</sup> – A Busy Day!

I want to thank everyone who came out today to clean-up the library beds. Helpers who showed up were Anita Rissler, Linda Stuart, Karen Johnson, Karen Wall, Tammy McCance, Aaron Thompson, Scott Thompson & Dan Ward.

We pruned the roses, raked lots of leaves out of beds in front & back and pulled some weeds. It was a very successful workday finally!

I'd also like to give special thanks to Tammy who drove home with a pile of rose & grass prunings, & Scott & Aaron who drove off with bags & bags of leaves.

Next up is the new landscaping in the courtyard. Yea!

*Submitted by: Karen Reeves*



Today at the fairground after the work party at the library Will Schell, Ginger Oaks, Arron Thompson, and Dan Ward divided grass and put them into pots to be sold at the plant sale. Ginger took them home to care for and will deliver to the plant sale. Good to see some new members at both work parties today.

*Submitted by: Dan Ward*



## Little Lake Eureka

We met at Little Lake Eureka March 28th and asked Randy his opinion on a honeysuckle vine. Randy and Linda cut our grass roots in half. We raked and cleaned up the area. It looks great. We will just wait and see what peeks its little head up and hasn't died with this rough winter.

Those people who helped with the project were Lillian Scott, Faye Martin, Linda Rogers and I.  
*Submitted by: Karen Welch*

***“A positive attitude may not solve all your problems . . . but it will annoy enough people to make it worth the effort!!”***



*April*

*2<sup>nd</sup> Jerry Swenson*

*10<sup>th</sup> Debbie Wall*


*11<sup>th</sup> Richard Knight*

*23<sup>rd</sup> Laurie Kilgore*

*30<sup>th</sup> Terry Dean*



Kelley Kennedy visits with CCMG Will Schell at Through the Garden Gate in Eureka Springs on March 22. Kelley and his wife Carol own the Kings River Nursery in Huntsville.



Matthew Eckman and his son, J.D., 7, were at the event representing Cub Scout Pack 67 from Eureka Springs. The scouts were taking orders for bird feeders.







Ginger Oaks, a new CCMG, visited with Linda Tanksley of Memory Lane Fabrics during a break at Through the Garden Gate.



Saundra Kaye, a new CCMG, worked at her table for Lil Bear.

## PONDERIN' WHILST PUTTERIN'

By Laura Meyer

While working in my garden, I developed this top 10 list to tell if you're a "beyond the sidewalks" (OR a Red Neck) gardener.

10. Instead of a weed whacker, you have a goat.
9. The ducks on your porch are live and don't wear little coats.
8. You give up and consider Johnson grass an ornamental.
7. When heading for the garden by the creek, you carry rake, clippers, trowel and a .22 for the copperheads (and rattle snakes!)
6. Hardy amaryllis are called "nekid ladies".
5. Instead of Japanese beetle traps you have guineas..
4. Instead of drip irrigation you have a pickle bucket and path to the creek
3. Scarlet Runner beans and Morning Glories are used to camouflage the outhouse.
2. When the kids are grown, their tire swing makes an interesting hanging planter, until the Grandkids come along

And the #1 way to tell if you're a *Countryside* gardener . . .

It's in your DNA – your Mom requests a truckload of manure for Mother's Day.

*Submitted by Lavonna Schell*

### INFORMATION FROM PRESIDENT DAN

[1.800.999.1863](tel:18009991863) M-F 8-6PM MST, SAT 9-5PM MST

[Contact Us](#)



**Emergency Essentials®**



FOOD STORAGE

COOKING SUPPLIES

WATER

ESSENTIAL GEAR

SALES



## Tips for Planning and Starting Your Garden

1. Learn what climate zone you live in.
2. Understand what type of soil you have—clay, loam, or sand—and compost (or make other adjustment) accordingly.
3. Pick plants that will thrive in your climate. There's no sense in fighting nature.
4. Start your seeds indoors to extend the growing season.
5. Don't forget to harden off your plants before transplanting them to your outdoor garden space. (Click here to learn how.)

For more info on these 5 and other tips, read the articles featured below.



When it comes to preparedness, self-sufficiency is a key factor. Knowing how to grow, harvest, and preserve your own food definitely puts you ahead of the curve—and we'll help you gain those skills. So bust out the weed whacker and clear a spot to show off your green thumb.

### From the Preparedness Pantry Blog:



Baby Steps: Gardening



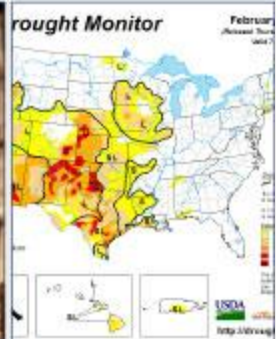
Baby Steps: Soil and Sun



Baby Steps: Preparing the Soil



Baby Steps: Nurturing Seeds and Seedlings



Your Drought-Year Garden



## Storing and Understanding Heirloom Garden Seeds

Click here to read the article







**Looking for a weekend project?**  
Learn to build your own raised garden bed.

Click to visit us on the following sites:



Feel free to forward this message to family and friends!

**Don't lose touch with us!** To ensure that you continue to receive the Emergency Essentials e-newsletter, please add Sales@BePrepared.com to your e-mail Address Book.

**Manage Your Subscription:** We occasionally send information such as this to those who have expressed interest in receiving specials and updates via email. If you wish to be removed from future emails, [Unsubscribe Here](#) Please allow us 5 days to complete your request.

**Note:** Prices good through March 31, 2014 & while supplies last. Not responsible for typographical errors.

Prices subject to change without notice.

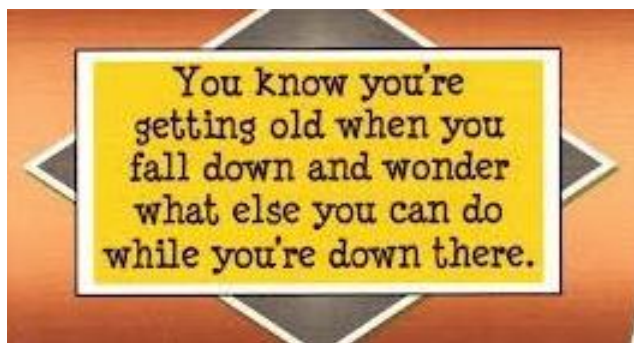


© 2014 Emergency Essentials, LLC. All rights reserved  
653 North 1500 West Orem, UT 84057 1-800-999-1863



Just a little reminder that the T-Shirts are at the extension office. If your size is not there please notify Mary Knight.

(See "sunshine" note for contact information.)



All meetings and activities announced in this newsletter are open to all eligible persons without regard to race, color, national origin, religion, gender, age, disability, marital or veteran status, or any other legally protected status. Persons with disabilities who require alternative means for communication of program information (large print, audiotapes, etc.) should notify the County Extension Office (or other appropriate office) as soon as possible prior to the activity.

University of Arkansas, United States Department of Agriculture and County Governments Cooperating. The Arkansas Cooperative Extension Service offers its programs to all eligible persons regardless of race, color, national origin, religion, gender, age, disability, marital or veteran status, or any other legally protected status, and is an Affirmative Action/Equal Opportunity Employer.

Neta Stamps, Editor